

Books for graphic organizers and foldables

1. Graphic Organizer Transparencies—Glencoe Social Studies
2. Dinah Zikes's -Notebook Foldables for spirals, binders, and composition books, Big Book of Books, and Big Book of Social Studies—Elem k-6

*Graphic organizers and foldables can help teach the following:

Comparisons	Explain
Identifies	Describe
Differentiation	Graphs, charts, tables
Locate	Research
Writing	Similarities/differences
Compare/contrast	Drawing maps
Find info	Cause/effect
Time-lines	Sequence
Outlines	Concept maps
Give examples on topics	

Culture of Tennessee topics:

Natural regions	Indian Removal Act
Population	Trail of Tears
Resources—agriculture and industries	Government of Tennessee
First Tennesseans	Governors of Tennessee
Native Americans	Inventions
First Settlements	Music Industry
Tennessee in the American Revolution	WWI
Frontier life	Great Depression
Lost State of Franklin	New Deal
Statehood	WWII
The Civil War	Oak Ridge
Reconstruction in Tennessee	Modern Tennessee
Three presidents from Tennessee	Tourism
Manifest Destiny	

BOOKS ABOUT TENNESSEE

1. Terrific Tennessee by Ken Beck
2. 101 things to do in Tennessee Before you Up and Die by Holly Smith
3. Amazing Tennessee by T. Jensen Lacey
4. It Happened in Tennessee by Susan Sawyer
5. Tennessee State Symbols by Rob Simbeck
6. The Tennessee River by Steve Hawkes
7. Tennessee—Amazing Pictures and Fun Facts by Kid Kongo
8. Tennessee by Myra S. Weatherly
9. Tennessee—World almanac Library of the States
10. What's great about Tennessee by Jenny Fretland Vanvoorst
11. Tennessee The Volunteer State by Tika Downey
12. Hello USA –Tennessee
13. Welcome to the USA—Tennessee by Ann Heinrichs
14. Uniquely Tennessee by Adam McClellan
15. Smokey's Journey through The Volunteer State—Aimee Aryal
16. T is for Tennessee by EJ Sullivan
17. Count On Us—A Tennessee Number Book by Michael Shoulders
18. V is for Volunteer by Michael Shoulders
19. Strange but True Tennessee by Lynne L. Hall
20. Tennessee Trailblazers by Patricia and Fredrick McKissack
21. Weird Tennessee by Roger Manley
22. Flood 2010 by The Tennessean
23. Tennessee by Robert Brandt
24. Flowers for Tennessee by Judy Love
25. Tennesseans and their History by Paul Bergeron
26. Off the Beaten Path by Tim O'Brien
27. Tennessee Trivia by Ernie and Jill Couch
28. Great Smoky Mountains National Park by Mike Graf
29. Tennessee Place Names by Larry L. Miller
30. Paths of the Past by Paul H. Bergeron
31. Tennessee Tales the Textbooks Don't Tell by Jennie Ivey
32. Pioneer Days by David C. King
33. Tennessee Interactive Notebook by Carole Marsh
34. Tennessee Vocabulary by Carole Marsh
35. Tennessee Puzzle Book by Highlights
36. Famous People in Tennessee Photo Pack by Carole Marsh
37. Tennessee Primary Sources by Carole Marsh
38. The Terrific Tennessee Coloring Book by Carole Marsh
39. My First Book About Tennessee by Carole Marsh
40. My First Pocket Guide to Tennessee by Carole Marsh
41. Dinah Zike's Foldable Books—She has one on the state of Texas which can be changed to Tennessee and she has one on social studies
42. Tennessee Textbooks—Through the Early Years and Through the Later Years

WHAT'S IN TENNESSEE?

1. Where is Tennessee?
 - a. Continent
 - b. Country
 - c. Region
2. Highs and Lows of Tennessee
 - a. Mountains
 - b. Valleys
 - c. Plateaus
 - d. Plains
 - e. Underground
3. Water World
 - a. Rivers
 - b. Lakes
4. Hot and Sunny, with a Chance of Snow
 - a. Climate
 - b. Natural Disasters
5. Who came first?

Native Americans (pre-historic and historic)
6. European Invasion
 - a. English
 - b. French
 - c. Spanish
7. A life of labor
 - a. Slavery in Tennessee
 - b. African Americans today
8. A State Divided
 - a. Civil War
 - b. Causes of
 - c. Advantages of Tennesseans
 - d. End of War
 - e. Reconstruction

9. City Centers

- a. Memphis
- b. Nashville
- c. Knoxville
- d. Chattanooga

10. In the Ground

- a. Non-Renewable Resources
- b. Renewable Resources
- c. Industries

11. Come Again!

Tourism in Tennessee

12. Song and Dance

- a. Art
- b. Literature
- c. Customs
- d. Music

Mm's ---75 years and Counting

*Objective-- To use chocolate or other types of food to teach Global Interdependence.


*Questions to ask:

1. Where does this resource come from?
2. How does it get to the United States?
3. What resources does the United States export to countries?
4. What resources does the United States import to countries?
5. Why is there a need for countries to trade with other countries?
6. What has linked countries/businesses together in the last century?
7. In what ways does improved communication and transportation affect global trade?
8. How has globalization affected the English language?
9. Is it better to rely upon renewable or non-renewable resources?
10. How does the availability of resources affect economies?

*VOCABULARY

1. Globalization—the process in which countries are increasingly linked to each other through culture and trade.
2. Global economy—buying and selling occurs across international borders.
3. Interdependence—relationship between countries in which they rely on one another for resources, goods, or services.
Example—different parts for one car can be made in United States, Canada, France, Germany, Mexico, South Korea, Chile, and Japan.
5. Imports—goods brought into a country.
6. Exports—goods sold out of a country.
7. Multinational corporations—companies that operate in more than one country.
8. Natural Resource—any material in nature that people use and value.
9. Renewable Resources—resources Earth replaces naturally. Examples would be trees, water, soil, plants, and animals.
10. Non-Renewable Resources—resources that cannot be replaced by nature. Examples are metals, minerals, and fossil fuels (coal, petroleum, and natural gas).
11. Cash crops—crops sold to make money.

TENNESSEE FROM A TO Z




On June 1, 1796, Tennessee became the sixteenth state admitted to the United States of America. Since then, the state has seen many changes. The state slogan, "Tennessee...America at its Best," indicates the pride of those who first settled in the area and those who now live in this great state.

You have been hired by a book company to assist in writing about the great State of Tennessee. Your assignment is as follows:

1. Choose one letter of the alphabet.
2. Discover four things from Tennessee that begin with that letter.
3. Write one paragraph (in your own words) about each of the things you chose to represent the state.
4. Illustrate the four things using the format described below.

Your page of the book should be completed in the following manner:

1. Divide your paper into five sections (see the example provided in the classroom).
2. In the middle, put your letter of the alphabet.
3. In the upper left corner, put a picture of an important person from Tennessee and include the person's name and occupation.
4. In the upper right corner, put a picture of an important place in Tennessee and include its name and location.
5. In the lower left corner, put a picture of an important Tennessee artifact, resource, or invention and include the name of the item.
6. In the lower right corner, put another picture of something important to Tennessee and include its name.
7. Divide the back of your paper into five sections also.
8. Inside each section on the back, write one paragraph about each of your pictures/illustrations (the accompanying pages provide writing prompts for information to include in your paragraphs).



Use the following questions as a guide for writing each of the paragraphs for your illustrations:

PERSON

1. When was the person born and where?
2. Where did the person attend school and what did they study?
3. What is the person's occupation?
4. Give information about the person's family (parents, spouse, children, grandchildren, pets, etc.)
5. If deceased, when and how did the person die and where is he/she buried?

PLACE

1. What type of place is illustrated (county, city, school, park, etc.)?
2. Give appropriate information relating to the actual location (city and/or county, surrounding cities/counties, physical region, etc.).
3. If the location is a county or city, what is the population? If a school, when was it established and what is its enrollment? If a park, how many people visit annually?
4. Is there anything unique or particularly significant about the location (largest county, oldest city, etc.)?


ARTIFACT, RESOURCE, INVENTION

1. Where did the item originate?
2. Is the item important to Tennessee's economy? If so, how?
3. If the item is a resource, what type (mineral, manufacturing, agriculture, service industry, etc.)?

STUDENT CHOICE

1. Use the above questions as a guide if your final illustration/picture involves another example of the above-mentioned categories.
2. Remember that this box can include almost anything! Ask the book editor (teacher) if you have questions or need help with your paragraph.

Tennessee from A to Z



TENNESSEE NOTEBOOK

*Cover Page—Illustrate and color. The state of Tennessee must be in the picture.

*Back Page—Create a collage of pictures of Tennessee.

*Write each heading at the top of the page. Color where appropriate. The title of headings is in all caps.

1. Draw the state of TENNESSEE.
2. Draw the state. Draw and label the THREE GRAND DIVISIONS.
3. Draw the state. Draw and label the capital and the four major cities. POLITICAL MAP
4. Draw the state. Draw and label the three major rivers of Tennessee, the major mountain range, and the largest natural lake. PHYSICAL MAP
5. Draw and label the POLITICAL and PHYSICAL MAP.
6. Draw state. Draw and Label the SIX NATURAL REGIONS.
7. Draw state. Draw and label the EIGHT BORDER STATES OF TENNESSEE.
8. RESOURCES. Make a chart with two headings. Label one RENEWABLE and one NON-RENEWABLE. List five of each resource type found in Tennessee.
9. INDUSTRIES. Make a chart with four headings. Label one Industries, one Service Industries, one Agricultural Products, and one Minerals. List five of each from Tennessee.
10. THREE BRANCHES OF GOVERNMENT. Make three columns. Label one Executive, one Legislative, and one Judicial. Identify what each branch does.
11. Write the words: GOVERNOR, LT. GOVERNOR. US SENATORS, US REPRESENTATIVE, STATE SENATOR, AND STATE REPRESENTATIVE. Identify each. Give district number for US/STATE REP. AND FOR STATE SENATOR.
12. STATE FACTS. List and answer the following: State tree, bird, animal, wild flower, flower, gem, nickname, motto, and songs.
13. LARGEST AND HIGHEST. List and answer the following: elevation, city, county, natural lake, and man-made lake.
14. STATISTICS. List and answer the following: statehood, total area per square mile, counties, length, width, climate, and time zones.
15. THREE PRESIDENTS FROM TENNESSEE. Make a chart with three headings. List the three men who have served as president on each heading. List two facts about each man under the appropriate heading.
16. TVA. Write five facts about TVA. List any dams created by TVA that are located near where you live.
17. FAMOUS MUSCIANS. List ten famous musicians from Tennessee.
18. FAMOUS ATHLETES AND PEOPLE. Make a chart with two headings. List five answers for each heading.
19. TOURSIT ATTRACTIONS AND HISTORICAL PLACES. Make a chart with two headings. List five answers for each heading.
20. STATE PARKS AND CIVIL WAR BATTLEFIEDS. Make a chart with two headings. List five answers for each heading.
21. GREAT SMOKEY MOUNTAINS. List five facts about our national park. Illustrate page.

USEFUL WEBSITES: www.tntrivia.com tnhistoryforkids.org TENNESSEE ENCYCLOPEDIA